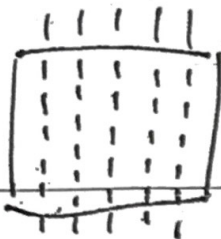


# Some RESIST Techniques

Vive la Resistance!



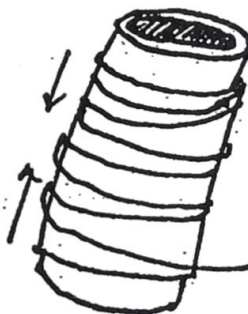
straight stitch and pull fabric together.



fold fabric and stitch together



gather fabric into small peaks and tie with twine (or rubber bands)

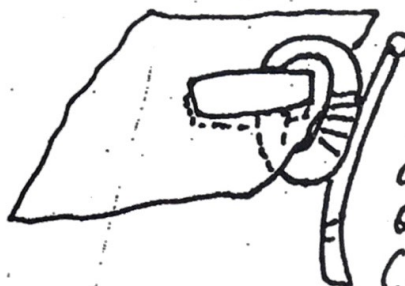


wrap cloth around a piece of PVC pipe, wrap with twine and scunch together.



paint on a resist (starch, wax or other commercial alternative)

"BATIK"



use wooden or plastic blocks and clamp them onto fabric (same block on top and bottom of fabric)

REMEMBER: Experimenting with colors can be done by re-immersing your Resist-dyed fabric again in a new color.

# Fiber Reactive Dye Colors and Combinations

1. Basic Blue 400
2. Turquoise 410
3. Mixing Red + Turquoise
4. Mixing Red + Basic Blue
5. Fuchsia + Basic Blue
6. Fuchsia + Turquoise
7. Fuchsia 308
8. Mixing Red 305
9. Sun Yellow + Fuchsia
10. Golden Yellow + Fuchsia
11. Sun Yellow + Mixing Red
12. Golden Yellow + Mixing Red
13. Golden Yellow 104
14. Sun Yellow 108
15. Basic Blue + Sun Yellow
16. Turquoise + Sun Yellow
17. Basic Blue + Golden Yellow
18. Turquoise + Golden Yellow
19. Black 629