



Some RESIST Techniques

Vive la Resistance!



straight stitch and pull fabric together.

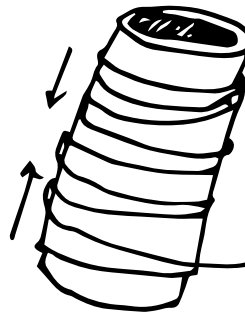


fold fabric and stitch together




"TIE-DYE"

gather fabric into small peaks and tie with twine (or rubber bands)

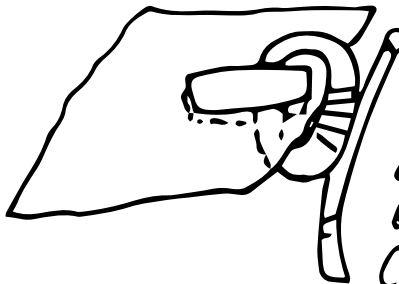


wrap cloth around a piece of PVC pipe, wrap with twine and scunch together.



"BATIK"

paint on a resist (starch, wax or other commercial alternative)



use wooden or plastic blocks and clamp them onto fabric (same block on top and bottom of fabric)