





How to Weave Spanish Lace

- ① Weave under 3 raised warp threads (a), and then pull the shuttle up out of the shed (b).





- ② Change the shed.

- ③ Weave back toward the selvedge you began at, under 2 threads (a). Bring the shuttle up out of the shed (b).



- ④ Change the shed.

- ⑤ Weave under 6 threads, and bring the shuttle up out of the shed (a). This step finishes the first cell of Spanish lace and begins the second cell (b).



→ Repeat steps 3–5 until you reach the other selvedge.

