



Hand Sewing

Soft Fabrication Skills

- low tech
- fast prototyping
 - connecting pieces various materials
- fastening different materials
 - soft to hard
 - weird shapes
- details and embellishments
 - final touches
 - fragile delicate materials
- repair work

A Brief History



bone needles, Cave of Courbet in France, ~13,000 years old

- evidence from Paleolithic Age (~40,000 years ago):
sewn hide, skin, fur, bark
- sewing needles: bone, wood → metal
- thread: catgut, sinew, veins, animal fiber/plant fiber →
chemical fibers (polyester, synthetic silk, viscose)

Kayak, Nunivak, Alaska, 1930



Oglala Lakota tipi, 1891

Embroidery

- decorating fabric/material with needle and thread or yarn
 - originally used for reinforcing cloth




Horse cover with metal silver thread, Morocco
18th - 19th century



Sashiko stitched fireman's coat, Japan
19th century


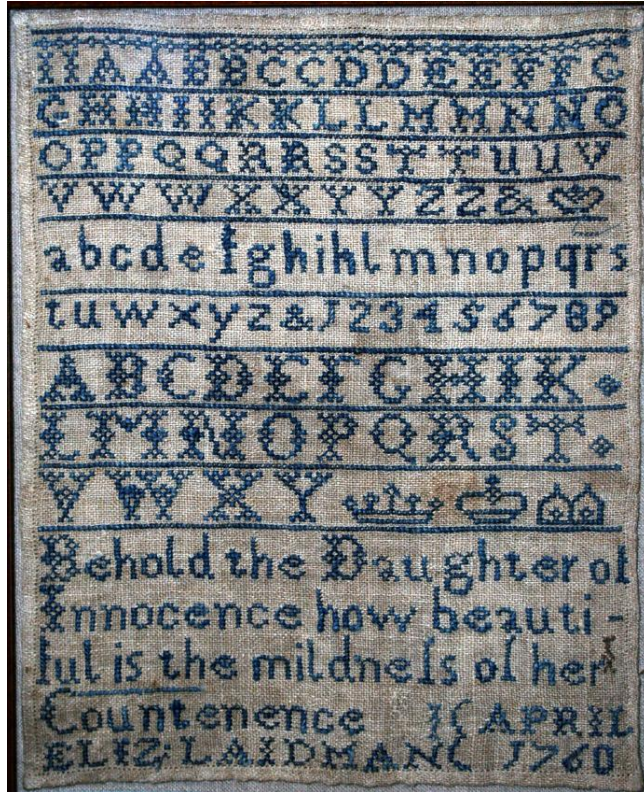


Bayeux Tapestry, ~1077



- 230 feet by 20 inches
- first British comic strip?

Samplers: demonstration of skill or technique



EAAC

Edith-Anne did
this in 1848
and hated ev
ery stitch *

Appliqué


- applying one material to another surface
 - surface patterning technique



heraldic flags,
Knights of Thistle



Asafo flag, 20th c., Ghana



Examples of Hmong applique
mountainous regions of Vietnam, Laos, Thailand and Southern China

Reverse Appliqué



sewn layers that are cut away
and then stitched down



Mola, Kuna people, Panama/Colombia
150 - 170 years old

Beading

Attaching beads to a surface by stringing them together using thread.



12th c., Egyptian



Ethiopian beaded basket



Styles change among tribes on
East Coast, Great Lakes,
Plateau and Southwest.




Teri Greeves

Bookbinding




in process



variation on Japanese stab binding

Sewing with Conductive Materials



Overview of Tools + Materials



sewing needles



thread

+ whatever material you are going to sew!

Other Tools



embroidery hoop



thimble



needle threader



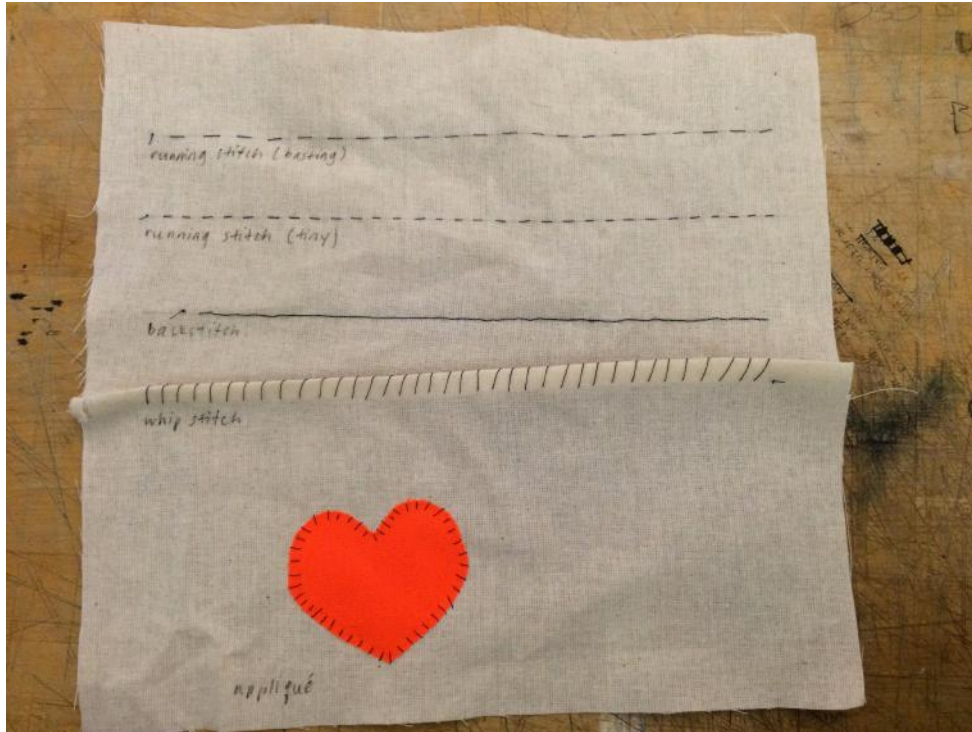
fancy little scissors

DEMO :

hand sewing sampler

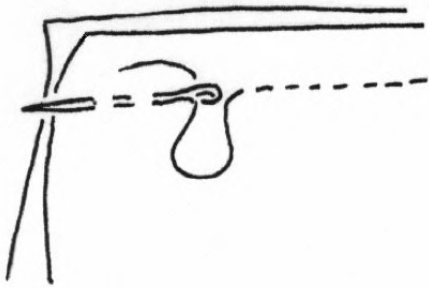


DEMO + Lab: Hand Sewing Sampler



- Running stitch (basting)
- Running stitch (tiny)
- Back stitch
- Whip stitch
- Applique

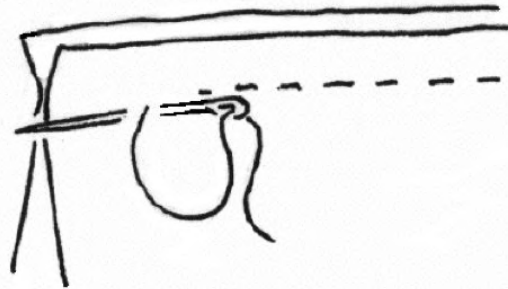
Stitches for Sampler:



Running Stitch:

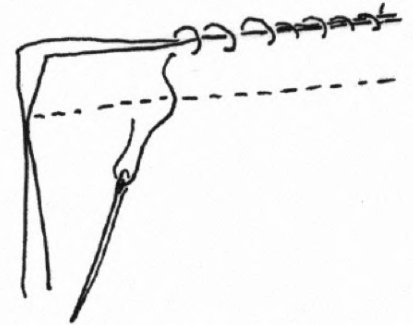
The thread runs through the fabric without doubling on itself.

Basting: stitches are about $\frac{1}{4}$ " apart
Tiny: stitches are about $\frac{1}{8}$ " apart



Back Stitch:

The stitch is formed by doubling back on itself. The needle emerges ahead of the stitch just made, and goes back to where the previous stitch ended.



Whip Stitch:

This stitch goes "over and over" the edge of the fabric. It is used to sew two pieces of fabric together.